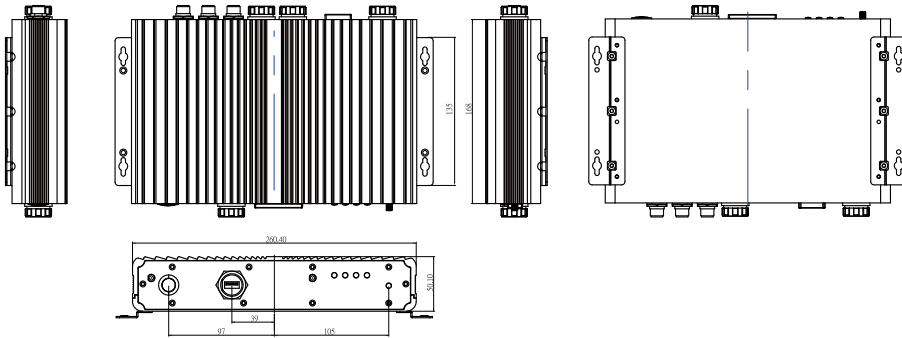
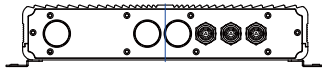


Full IP65 EAC BOX PC

Full IP65 / NEMA4 BOX PC

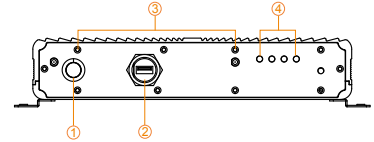
F65EAC-1K32



Features:

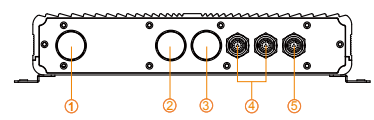
- Aluminum Profile with Fin
- Ultra compact size with Fanless Design
- Support M.2 SSD
- One M.2 socket expansion
- 9~36V DC with isolation
- 7th Generation (kaby Lake) Intel® Core i5-7200U Processor

Front side



1. Power Button
2. USB 2.0 TypeA-Female
3. Antenna (Optional)
4. LED Indicators (Power/HDD/LAN)

Rear side



1. Power
2. VGA
3. 2 x USB2.0
4. 2 x LAN
5. 5.1 x RS232

Optional

- Antenna
- GPIO
- 1 x extra RS232
- Line-in
- Line-out

* Note: this is a simplified drawing and some components are not marked in detail. Please contact our sales representative if you need further product information.

System Specification

Processor	: Intel® Core i5-7200U Kaby Lake 2.5GHz (turbo to 3.1GHz)
BIOS	: Insyde BIOS
System Memory	: DDR4-2133 SO-DIMM (Max 16GB)
System Chipset	: Intel® SoC Integrated
Graphic Chipset	: Intel® HD Graphics 620
Ethernet	: 1000 Base-Tx Gigabit Ethernet Compatible
USB	: 2 x USB 2.0
Serial	: 1 x RS232
SSD Interface	: 1 x M.2 B Key SATA III SSD Default 64GB
Power Input	: DC-IN
Expansion Slot	: 1 x M.2 E Key for WLAN (Optional)

* A customized housing is needed if you would like to have more I/O connectors

Mechanical and Power

Dimensions (L x W x H):	: 260.4mm x 168mm x 50mm
Construction	: Aluminum housing
Power Input	: 9~36V DC with isolation
Mounting	: Wall-mount / Desktop

I/O Connectors

Front Side I/O	: 1 x Power Button 1 x USB2.0 TypeA-Female 1 x Line-in / Line-out (Optional)
Back Side I/O	: 1 x Power Input (9~36V DC) 2 x USB2.0 1 x RS232 2 x LAN 1 x VGA 1 x RS232 (Optional)

Environment Considerations

Operating Temperature	: 0°C to 50°C -20 to 60 deg.C (By Request)
Operating Humidity	: 5% to 95% (non condensing)
Anti-Vibration	: 5Hz~500Hz / 1 Grms/3 Axis
Anti Shock	: 15G, 11ms duration

Ordering Information (Default)

Storage	: 64GB M.2 B Key SATA III SSD(Options up to 256GB)
Memory	: DDR4-2133 SO-DIMM (Max 16GB)
OS Support	: Windows 10 IoT Enterprise
Power Input	: 9~36V DC with isolation
Power Consumption	: 50 Watts

Note: All Specifications are subject to change without prior notice!
Optional two sides waterproof connector for needing to connect Winmate stainless series Panel PC or Display

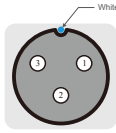
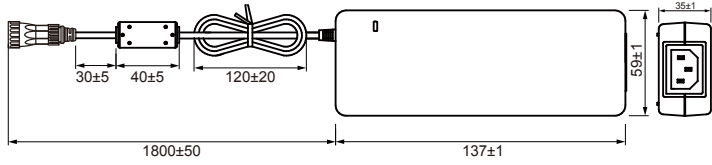
Full IP65 EAC BOX PC

Full IP65 / NEMA4 BOX PC

F65EAC-1K32

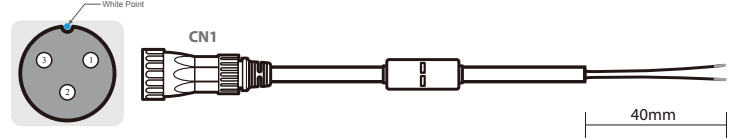
Standard

Power Cable with Adaptor



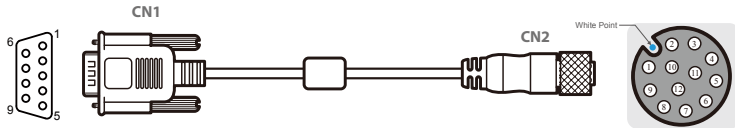
Pin No.	Symbols	Color
CN1-3	GND	Black
CN1-2	shield	
CN1-1	VCC	White

DC Power Cable



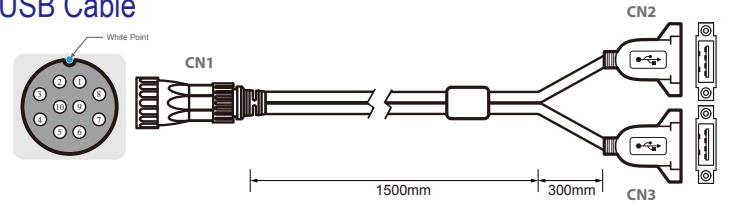
Pin No.	Symbols	Color		Pin No.	Symbols	Color
CN1-1	VCC	Red	↔	Open	VCC	Red
CN1-3	GND	Black	↔	Open	GND	Black
CN1-2	Shield				Shield	

Serial Cable



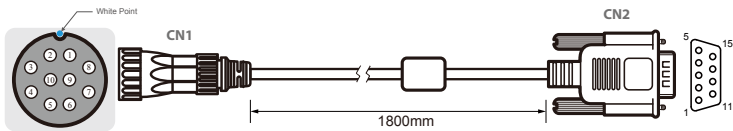
Pin No.	Symbols	Color		Pin No.	Symbols	Color
CN1-1	DCD-CON2	Green	↔	CN2-1	DCD-CON2	Green
CN1-6	DSR-CON2	Brown	↔	CN2-2	DSR-CON2	Brown
CN1-2	RXD-CON2	Red	↔	CN2-3	RXD-CON2	Red
CN1-7	RTS-CON2	Orange	↔	CN2-4	RTS-CON2	Orange
CN1-3	TXD-CON2	Blue	↔	CN2-5	TXD-CON2	Blue
CN1-8	CTS-CON2	White	↔	CN2-6	CTS-CON2	White
CN1-4	DTR-CON2	Purple	↔	CN2-7	DTR-CON2	Purple
CN1-9	RI-CON2	Yellow	↔	CN2-8	RI-CON2	Yellow
CN1-5	GND-CON2	Black	↔	CN2-9	GND-CON2	Black

USB Cable



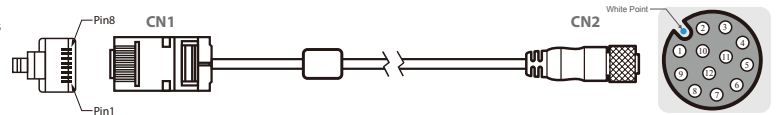
Pin No.	Symbols	Color		Pin No.	Symbols	Color
CN1-1	VCC	RED	↔	CN2-1	VCC	RED
CN1-2	VCC	RED	↔	CN3-1	VCC	RED
CN1-3	D-	WHITE	↔	CN2-2	D-	WHITE
CN1-4	D-	WHITE	↔	CN3-2	D-	WHITE
CN1-5	D+	GREEN	↔	CN2-3	D+	GREEN
CN1-6	D+	GREEN	↔	CN3-3	D+	GREEN
CN1-7	GND	BLACK	↔	CN2-4	GND	BLACK
CN1-8	GND	BLACK	↔	CN3-4	GND	BLACK
CN1-9	Braid		↔	Braid connect to the housing		

VGA Cable



CN1				CN2		
Pin No.	Symbols	Color		Pin No.	Symbols	Color
1	R	Red	↔	1	R	Red
2	R-GND	Black	↔	6	R-GIND	Black
3	G	Green	↔	2	G	Green
4	G-GND	Black	↔	7	G-GND	Black
5	B	Blue	↔	3	B	Blue
6	B-GND	Black	↔	8	B-GND	Black
7	SDA	Yellow	↔	12	SDA	Yellow
8	HS	Orange	↔	13	HS	Orange
9	VS	White	↔	14	VS	White
10	SCL	Brown	↔	15	SCL	Brown
				4	HS-GDN	
				5	NC	
				9	NC	
				10	NC	
				11	VS-GDN	

LAN Cable



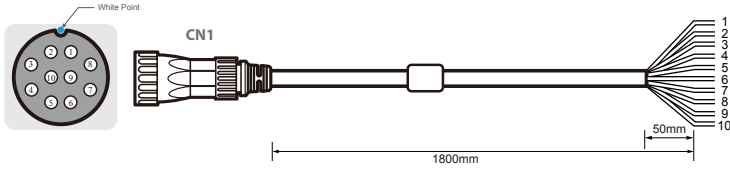
Pin No.	Symbols	Color		Pin No.	Symbols	Color
CN1-1		white/orange	↔	CN2-1		white/orange
CN1-2		orange	↔	CN2-2		orange
CN1-3		white/green	↔	CN2-3		white/green
CN1-4		blue	↔	CN2-4		blue
CN1-5		white/blue	↔	CN2-5		white/blue
CN1-6		green	↔	CN2-6		green
CN1-7		white/brown	↔	CN2-7		white/brown
CN1-8		brown	↔	CN2-8		brown
CN1-9	NC		↔			
CN1-10	NC					

Full IP65 EAC BOX PC

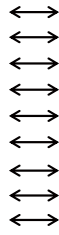
Full IP65 / NEMA4 BOX PC

F65EAC-IK32

Optional GPIO Cable



Pin No.	Symbols	Color
CN1-1	GDN	Black
CN1-2	5V	Brown
CN1-3	OUT3	Red
CN1-4	OUT1	Orange
CN1-5	OUT2	Yellow
CN1-6	OUT0	Green
CN1-7	INT3	Blue
CN1-8	INT1	Purple
CN1-9	INT2	Gray
CN1-10	INT0	White



Pin No.	Symbols	Color
CN2-1	GDN	Black
CN2-2	5V	Brown
CN2-3	OUT3	Red
CN2-4	OUT1	Orange
CN2-5	OUT2	Yellow
CN2-6	OUT0	Green
CN2-7	INT3	Blue
CN2-8	INT1	Purple
CN2-9	INT2	Gray
CN2-10	INT0	White