



I-87066



I-87066-G

8-ch DC-type SSR Relay Module

Features

- 8-channel DC SSR Output
- Form A DC Solid State Relay Output
- Fast Operating/Release Time
- No Arcing, Bouncing, or Switching Noise
- 3000 Vdc Intra-module Isolation
- Configurable Power-on Value
- Configurable Safe Value
- Unlimited Relay Lifetime
- 4 kV ESD Protection



Introduction

The I-87066 module provides 8 DC Solid State Relay (SSR) Output channels. In comparison to electromechanical relays, SSR technology provides a faster response time and greater electrical endurance. The integration of DC SSR technology also eliminates the potential for arcing, bouncing, and switching noise. The I-87066 includes 8 LED indicators that can be used to monitor the status of the SSR output, and options are available for configuring power-on and safe values. 4 kV ESD protection and 3000 V_{DC} intra-module isolation are also provided to enhance noise protection capabilities of the module in harsh industrial environments.

Applications

- Building Automation
- Machine Automation
- Remote Diagnosis
- Factory Automation
- Remote Maintenance
- Testing Equipment

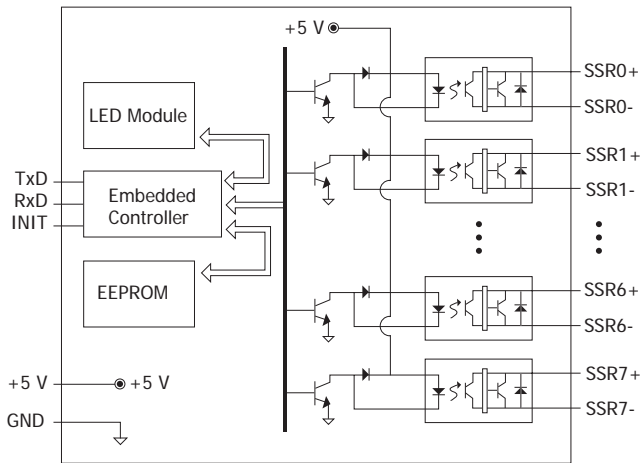
System Specifications

CPU Module	
Watchdog Timer	Yes, Module (1.6 Seconds), Communication (Programmable)
Isolation	
Intra-module Isolation	3000 V _{DC}
LED Indicators	
Status	1 x Power and Communication 8 x I/O
COM Ports	
Baud Rate	115200 bps
Data Format	N, 8, 1
Protocol	DCON
Power	
Power Consumption	0.7 W Max.
Mechanical	
Dimensions (W x L x H)	31 mm x 116 mm x 88 mm
Environment	
Operating Temperature	-25 ~ +75 °C
Storage Temperature	-30 ~ +75 °C
Humidity	5 ~ 95% RH, Non-condensing

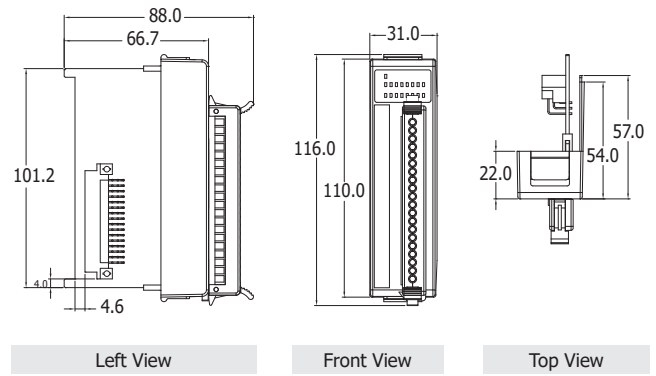
I/O Specifications

Relay Output	
Channels	8 (Form A)
Type	Solid State Relay (DC)
Contact Rating	Operating Voltage Range: +3 ~ +30 V _{DC} Max. Load Current: 1 A Leakage Current: 0.1 mA
Operate Time	1 ms (Min.)
Release Time	1 ms (Min.)
Electrical Endurance	Long Life, No Arcing, No Bounce, No Switching Noise
Surge Strength	3500 V _{DC}
Power-on Value	Yes
Safe Value	Yes

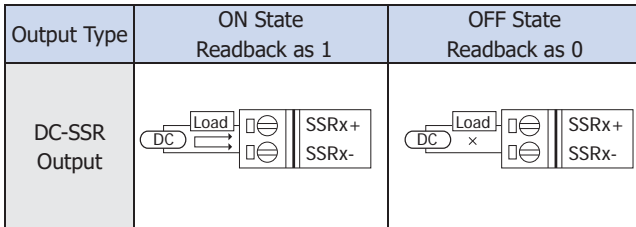
Internal I/O Structure



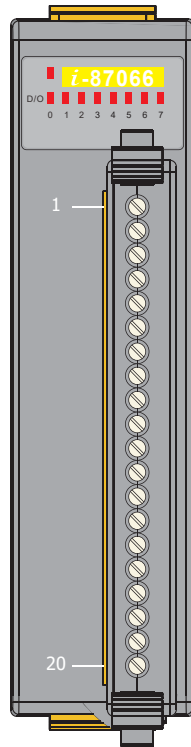
Dimensions (Units: mm)



Wire Connections



Pin Assignments



Terminal No.	Pin Assignment
01	SSR0+
02	SSR0-
03	SSR1+
04	SSR1-
05	-
06	SSR2+
07	SSR2-
08	SSR3+
09	SSR3-
10	-
11	SSR4+
12	SSR4-
13	SSR5+
14	SSR5-
15	-
16	SSR6+
17	SSR6-
18	SSR7+
19	SSR7-
20	-

Ordering Information

I-87066 CR	8-ch DC-type SSR Relay Module (Blue Cover) (RoHS)
I-87066-G CR	8-ch DC-type SSR Relay Module (Gray Cover) (RoHS)